ACTION COACH
Business Coaching

E-Book

25 TIME SAVING TIPS FOR ENTREPRENEURS

TAKE ACTION GET RESULTS

actioncoach.com

Copyright © 2025. ActionCOACH IPCo Ltd. All rights reserved.

Table of Contents

5 Prioritize and Focus on Important Tasks First **03**
Tip #1 Identify What Those Tasks are 04
Tip #2 Focus on Those Tasks 04
Tip #3 Use the Eisenhower Matrix 04
Tip #4 Eliminate Distractions and Stay Organized 04
Tip #5 Delegate Tasks Wherever Possible 05
Use Technology and Automation **05**
Tip #6 Use Productivity Tools 06
Tip #7 Automate Data Entry 06
Tip #8 Use Marketing Automation Tools 06
Tip #9 Use Project Management Tools 06
Tip #10 Use Cloud-Based Software 07
Delegate Tasks Wherever Possible **07**
Tip #11 Identify the Tasks that can be Delegated 08
Tip #12 Choose the Right Person for the Job 08
Tip #13 Provide Clear Instructions and Set Deadlines 08
Tip #14 Set Up a System for Monitoring Progress 08
Tip #15 Give Feedback and Recognition 08
Stay Organized and Keep Track of Your Tasks and Schedule **09**
Tip #16 Create a To-Do List 10
Tip #17 Use a Calendar 10
Tip #18 Use a Task Manager 10
Tip #19 Use a Notes App 10
Tip #20 Take Breaks and Review Your Schedule 10
Take Breaks and Make Time for Yourself **11**
Tip #21 Prioritize Self-Care 12
Tip #22 Schedule Regular Breaks 12
Tip #23 Take a Holiday 12
Tip #24 Make Time for Hobbies and Interests 12
Tip #25 Practice Mindfulness 12
A Bit About Us **13**
Our History 13
Vision and Purpose 13
Making Business Ownership Easy 13
A Commitment to C.A.R.E 13
Finding a Coach 13

Copyright © 2025. ActionCOACH IPCo Ltd. All rights reserved.

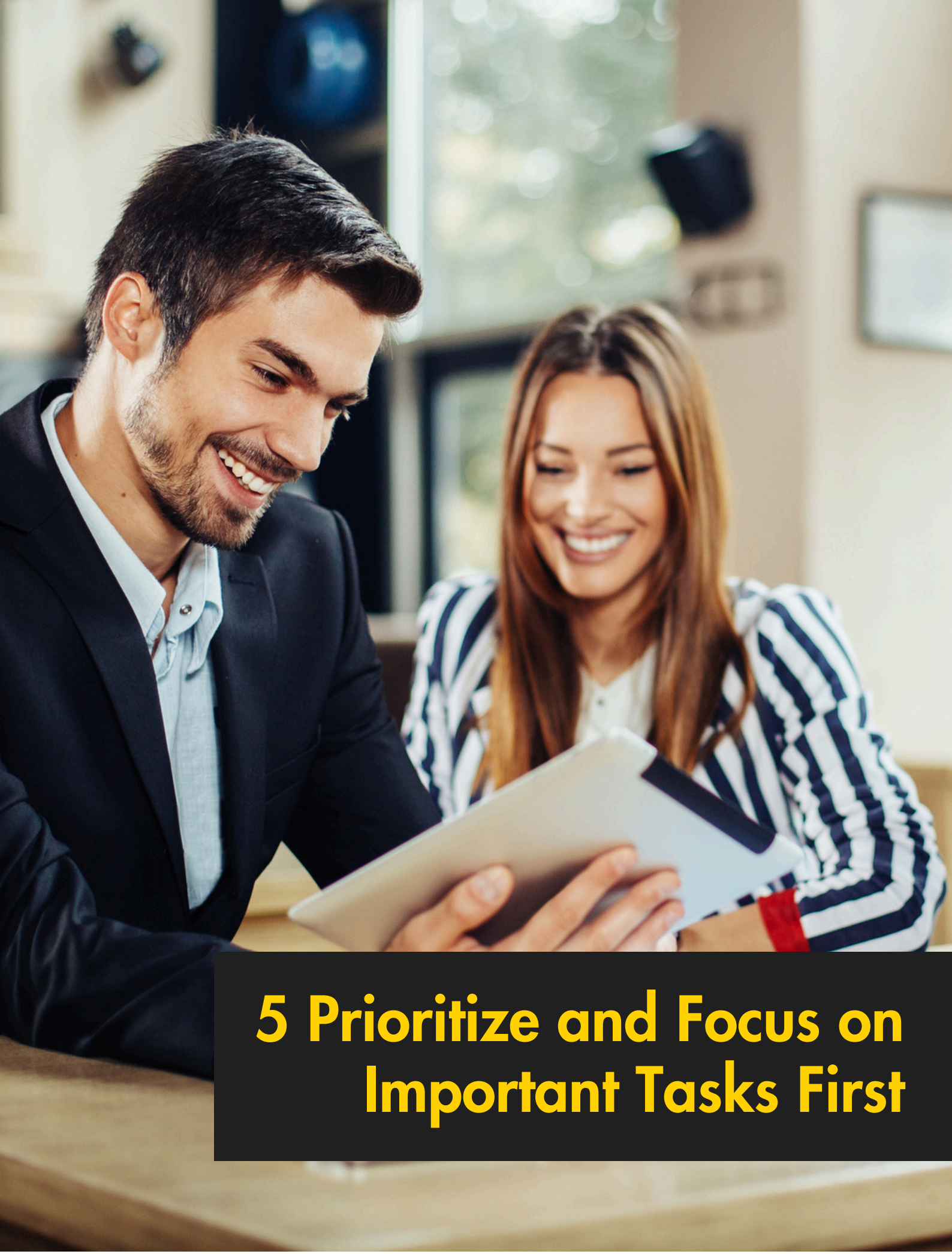

5 Prioritize and Focus on Important Tasks First

Copyright © 2025. ActionCOACH IPCo Ltd. All rights reserved.

As a busy entrepreneur, it's important that you're using your time effectively. In today's fast-paced business environment, those who can work more efficiently and save time, have a competitive advantage over those who can't. Saving time will enable you to become more efficient, productive, and reduce stress.

It can be easy to get caught up in the day-to-day tasks and responsibilities of running a business. With so many different things to do, it can be difficult to figure out which tasks are the most important and which ones can be put off for later. This is why it's essential to learn how to prioritize and focus on the most important tasks first. By doing so, you'll be able to make progress on the things that truly matter, while avoiding wasting time on less important tasks.

Tip #1 Identify What Those Tasks are

The first step is to identify what those tasks are. This can be done by creating a list of all the tasks that need to be done and then ranking them in order of importance. The most important tasks should be at the top of the list, while the less important tasks should be at the bottom. It's also important to consider the level of urgency for each task. Tasks that need to be done right awayshould be given a higher priority than tasks that can be done at a later date.

Tip #2 Focus on Those Tasks

Once you have identified the most important tasks, it's time to focus on them. This means setting aside time each day to work on these tasks and making sure that you are not distracted by other things. One effective way to do this is to use the Pomodoro Technique, which involves working on a task for a set period of time (usually 25 minutes) and then taking a short break before starting the next task. This technique helps to keep you focused and on track, while also giving you regular breaks to rest and recharge.

Tip #3 Use the Eisenhower Matrix

Another way to focus on the most important tasks is to use the Eisenhower Matrix, which is a tool for prioritizing tasks based on their importance and urgency. The matrix is divided into four quadrants, with the top left quadrant being the most important and urgent tasks, the top right quadrant being important but not urgent tasks, the bottom left quadrant being urgent but not important tasks, and the bottom right quadrant being neither important nor urgent tasks. By focusing on the tasks in the top left quadrant, you'll be able to make progress on the most important and urgent tasks first.

Tip #4 Eliminate Distractions and Stay Organized

It's also important to eliminate distractions and stay organized. This means closing unnecessary tabs on your computer, and creating a to-do list that you can refer to throughout the day. By eliminating distractions and staying organized, you'll be able to focus on the tasks at hand and get more done in less time.

Copyright © 2025. ActionCOACH IPCo Ltd. All rights reserved.

Tip #5 Delegate Tasks Wherever Possible

One final tip for prioritizing and focusing on the most important tasks is to delegate tasks to others whenever possible. This will allow you to focus on the things that only you can do, while others handle the rest. When delegating tasks, make sure that you choose the right person for the job, provide them with clear instructions, and set deadlines for when the task needs to be completed. By delegating tasks, you'll be able to free up more time to focus on the things that truly matter. It's essential to learn how to prioritize and focus on the most important tasks first. By doing so, you'll be able to make progress on the things that truly matter, while avoiding wasting time on less important tasks. By following these tips, you'll be able to work more efficiently and achieve your goals faster.



Use Technology and Automation

Finding ways to save time is crucial for the growth and success of your business. One of the most effective ways to do this is by using technology and automation to streamline repetitive tasks and free up your time for more important work.

Copyright © 2025. ActionCOACH IPCo Ltd. All rights reserved.

Tip #6 Use Productivity Tools

There are a variety of productivity tools available that can help you to stay organized and get more done in less time. Some popular options include Trello, Asana, and To-do-list, which are all great for creating to-do lists and tracking your progress on various tasks. Another great tool is Rescue Time, which helps you monitor your time spent on different apps and websites, so you can optimize your workflow.

Tip #7 Automate Data Entry

Data entry is one of the most time-consuming and tedious tasks for entrepreneurs. To save time, you can use tools like Zapier or IFTTT to automate data entry. These tools allow you to create "Zaps" that automatically move data from one app to another, without you having to manually enter it yourself.

Use technology and automation to streamline repetitive tasks and free up your time for more important work.

Tip #8 Use Marketing Automation Tools

Marketing automation tools like Hootsuite or MailChimp can help you to save time by automating repetitive tasks like scheduling social media posts or sending out email campaigns. These tools allow you to create and schedule posts or emails in advance, so you don't have to worry about doing it manually each time.

Tip #9 Use Project Management Tools

Project management tools like Basecamp or Monday.com can help you to stay on top of your projects and keep your team on track. These tools allow you to assign tasks, set deadlines, and track progress, all in one place.

Tip #10 Use Cloud-Based Software

Cloud-based software like Google Drive or Dropbox can help you to save time by allowing you to access your files and documents from anywhere, at any time. This eliminates the need to transfer files back and forth between different devices, which can be time-consuming and frustrating.

Copyright © 2025. ActionCOACH IPCo Ltd. All rights reserved.

In addition to these tips, it's important to remember that while technology and automation can save you a lot of time, it's also important to use them in a way that works best for you and your business. For example, it might not make sense to automate a task that takes only a few minutes to complete manually. Additionally, it's important to regularly evaluate the effectiveness of the tools you are using and consider alternatives if they are not meeting your needs.

Also keep in mind that technology and automation can only be helpful if they are implemented correctly and used in a way that aligns with your workflow and business processes. For example, it's not going to save you any time if you are trying to use a tool that is not user-friendly or doesn't integrate well with the other tools you are using.

Delegate Tasks Wherever Possible

Delegating tasks is an essential part of running a business, and it can be a powerful tool for saving time. By delegating tasks to others, you're able to on the things that only you can do, while others handle the rest.

Copyright © 2025. ActionCOACH IPCo Ltd. All rights reserved.

Tip #11 Identify the Tasks that can be Delegated
Before you can delegate tasks, you need to know which tasks can be delegated. This includes tasks that are repetitive, time-consuming, or not critical to your business.

Tip #12 Choose the Right Person for the Job
When delegating tasks, it's important to choose the right person for the job. This means selecting someone who has the skills, experience, and qualifications to handle the task effectively. Additionally, it's important to consider the person's strengths and interests when delegating tasks as it will make them more likely to be engaged and motivated.

Tip #13 Provide Clear Instructions and Set Deadlines
Once you have identified the task and chosen the right person for the job, it's important to provide clear instructions and set deadlines. This will ensure that the task is completed correctly and on time.

Tip #14 Set Up a System for Monitoring Progress
To ensure that tasks are being completed correctly and on time, it's important to set up a system for monitoring progress. This can include regular check-ins, progress reports, or deadlines.

Tip #15 Give Feedback and Recognition
Giving feedback and recognition to the person who is handling the task is a great way to encourage them to continue doing a good job. Feedback should be given as soon as possible, either verbally or inwritten form, and should be specific, constructive, and actionable. Recognition can be given through bonuses, rewards, or other incentives.

It's also important to keep in mind that delegating tasks does not mean giving up control. It's important to be available to answer questions, provide support, and make any necessary adjustments to the task or the delegation process. It also means having the ability to step in if the delegated task is not being handled correctly. Additionally, delegation is not just about offloading tasks, it's also about developing your team's skills and abilities. By giving team members more responsibility and allowing them to take ownership of tasks, they will become more confident, skilled, and motivated.

Copyright © 2025. ActionCOACH IPCo Ltd. All rights reserved.

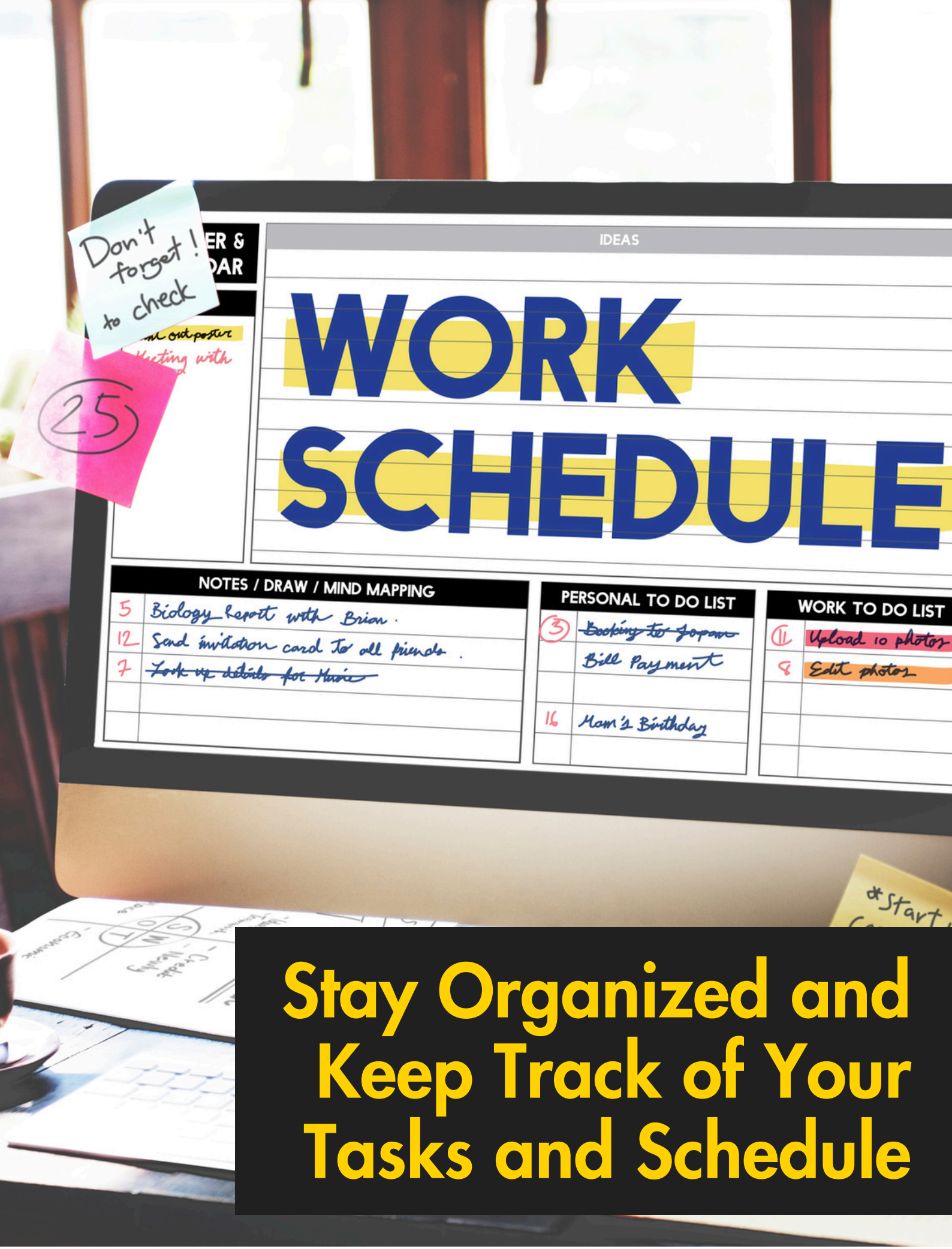

Stay Organized and Keep Track of Your Tasks and Schedule

Copyright © 2025. ActionCOACH IPCo Ltd. All rights reserved.

Staying organized and keeping track of your tasks and schedule is crucial, as it can help avoid wasting time looking for things or trying to remember what needs to be done next.

Tip #16 Create a To-Do List

One of the best ways to stay organized and keep track of your tasks is to create a to-do list. This can be done on a daily, weekly, or monthly basis, and should include all the tasks that need to be done, along with any deadlines or priorities.

Tip #17 Use a Calendar

Another effective way to stay organized and keep track of your schedule is to use a calendar. This can be a physical calendar, or an online calendar like Google Calendar or Outlook. By using a calendar, you can easily see your schedule for the day, week, or month, and plan your tasks accordingly.

Staying organized and keeping track of your tasks and schedule is a continuous process.

Tip #18 Use a Task Manager

A task manager is a great tool for keeping track of your tasks and deadlines. Some popular options include Trello, Asana, and To-do-list. These tools allow you to create to-do lists, set reminders, and track your progress on various tasks.

Tip #19 Use a Notes App

A notes app is a great tool for keeping track of important information, such as meeting notes, ideas, or research. Some popular options include Evernote or OneNote. These apps allow you to easily create and organize notes, and can also be synced across multiple devices.

Tip #20 Take Breaks and Review Your Schedule

It's important to take regular breaks and review your schedule to ensure that you are on track and making progress on your tasks. This can be done at the end of the day or at the end of the week. By taking breaks and reviewing your schedule, you can make any necessary adjustments and plan for the next day or week.

It's also important to remember that staying organized and keeping track of your tasks and schedule is a continuous process. It requires regular maintenance and adaptation to your changing needs and priorities. It's also important to set realistic goals and be flexible in case of unexpected changes.

In addition, different people have different organizational styles, and what works for one person might not work for another. It's important to find the organizational system that works best for you, whether it's a to-do list, a calendar, or a task manager.

Copyright © 2025. ActionCOACH IPCo Ltd. All rights reserved.

Take Breaks and Make Time for Yourself

Copyright © 2025. ActionCOACH IPCo Ltd. All rights reserved.

Taking regular breaks and making time for yourself is crucial, as it can help to prevent burnout and keep your mind and body refreshed.

Tip #21 Prioritize Self-Care

Self-care is the practice of taking care of your physical, mental, and emotional well-being. It includes things like exercise, healthy eating, getting enough sleep, and taking time for hobbies or activities you enjoy. By prioritizing self-care, you'll be able to take better care of yourself and your business.

Tip #22 Schedule Regular Breaks

It's important to schedule regular breaks throughout the day to rest and recharge. This can include short breaks every hour or a longer break in the middle of the day. During these breaks, you can do something to relax and destress, such as reading a book, going for a walk, or practicing mindfulness.

Tip #23 Take a Holiday

Taking a holiday is a great way to recharge and come back to work with a fresh perspective. Even a short holiday can make a big difference in how you feel, both physically and mentally.

Tip #24 Make Time for Hobbies and Interests

Hobbies and interests can be a great way to relax and destress. It's important to make time for them regularly, whether it's playing a sport, reading a book, or practicing a musical instrument.

Tip #25 Practice Mindfulness

Mindfulness is the practice of being present and aware in the moment. It can be a powerful tool for reducing stress and improving well-being. One way to practice mindfulness is by meditating, but it can also be done through activities such as yoga or going for a walk-in nature. It's also important to remember that taking breaks and making time for yourself is nota luxury, it's a necessity. When overworked and stressed, you're less productive, more prone to mistakes, and their personal and professional relationships can suffer.

It's also important to keep in mind that everyone's needs and preferences for self-care are different. It's important to find what works best for you and make it a habit. It's also important to be flexible and open to trying new things, as your needs and interests may change over time.

Copyright © 2025. ActionCOACH IPCo Ltd. All rights reserved.

A Bit About Us

Our History

Founded by Brad Sugars in 1993, ActionCOACH has served thousands of businesses and their owners worldwide and in every category imaginable. By showing owners how to get more time, better company teams, and more money on their bottom line.

Vision and Purpose

We want you to succeed. At ActionCOACH, every individual within our team commits to our vision of "World Abundance through Business Re-education, purpose "A Coach in Every Business," so together we can make a difference.

Making Business Ownership Easy

It is time to make a change... With 98% of clients saying they would recommend ActionCOACH, this will be a change we are certain you will be proud of when looking back at your business growth.

A Commitment to C.A.R.E

ActionCOACH clients, whether they be small, medium, or large, will have a desire to have us help them achieve their goals and be able to take on our commitment to them by returning their commitment to ActionCOACH. They will be forward-thinking, willing to learn and grow, and willing to work as a team player in the development of an organization of "people."

Our clients will be selected more on attitude than size and they will want to deal with us because we understand people are important, systems should run a company, we offer the most practical, most applicable, and fastest strategies on growth, and most importantly, because we mean what we say. We will give people back their spirit and freedom through business development.

Finding a Coach

If you would like to act now and start your business coaching journey with our committed team, simply reach out to us at actioncoach.com.

Copyright © 2025. ActionCOACH IPCo Ltd. All rights reserved.